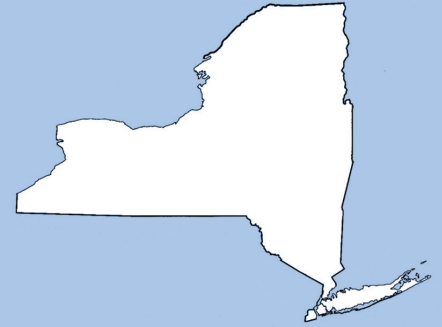


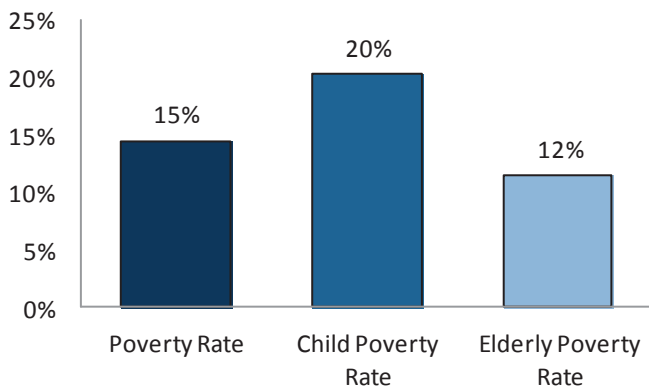
State Dashboard

NEW YORK



An index of community and economic health

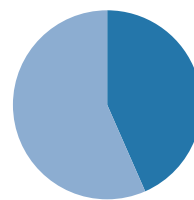
New Yorkers earn a **median annual income** of \$56,951. 14.5% of New Yorkers live in poverty.



Source: American Community Survey 2007-2011.

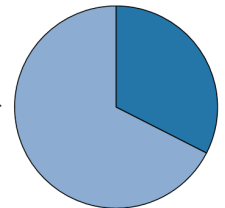
% of Renters	45.2%
% of Homeowners	54.8%

Vacancy Rate	10.7%
--------------	-------



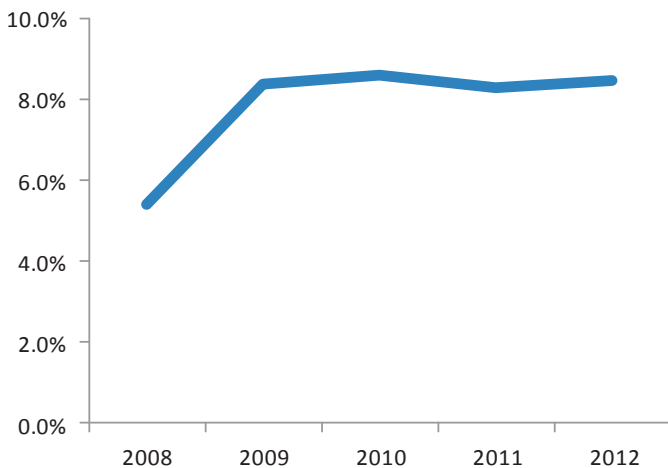
43% of renters spend more than 1/3 of their income on housing

32% of homeowners spend more than 1/3 of their income on housing



Source: American Community Survey 2007-2011.

Unemployment in New York State has risen from 5.4% in 2008 to 8.5% in 2012.



Source: New York State Department of Labor.

	Fair Market Rent	Annual Income Needed to Afford FMR
Zero-Bedroom	\$1,041	\$41,659
One-Bedroom	\$1,131	\$45,237
Two-Bedroom	\$1,283	\$51,337
Three-Bedroom	\$1,588	\$63,522
Four-Bedroom	\$1,784	\$71,344

Working at the minimum wage, a New York family must have 3.4 full-time wage earners — or one full-time earner working 136 hours per week — to afford a two-bedroom apartment at fair market rent. **More than half (64%) of renters cannot afford a modest two-bedroom apartment.**

Source: "Out of Reach 2012," National Low Income Housing Coalition.