

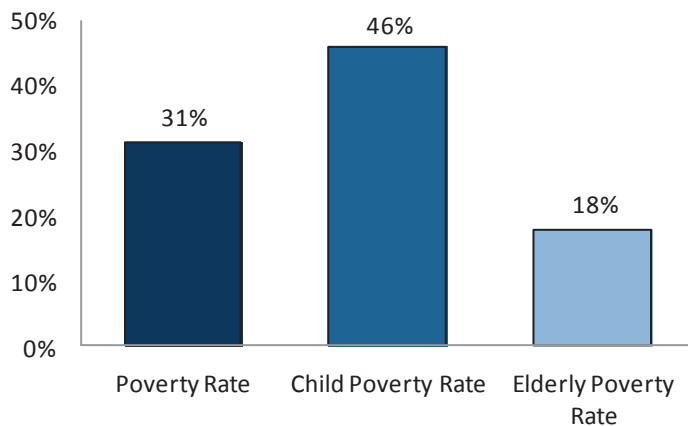
Community Dashboard

ROCHESTER



An index of community and economic health

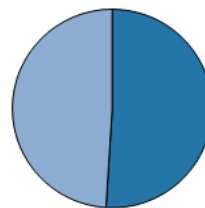
The **median annual income** in Rochester is \$30,367. 31% of Rochester residents live in poverty.



Source: American Community Survey 2007-2011.

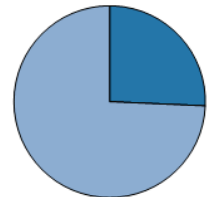
% of Renters	59.4%
% of Homeowners	40.6%

Vacancy Rate	15.8%
--------------	-------



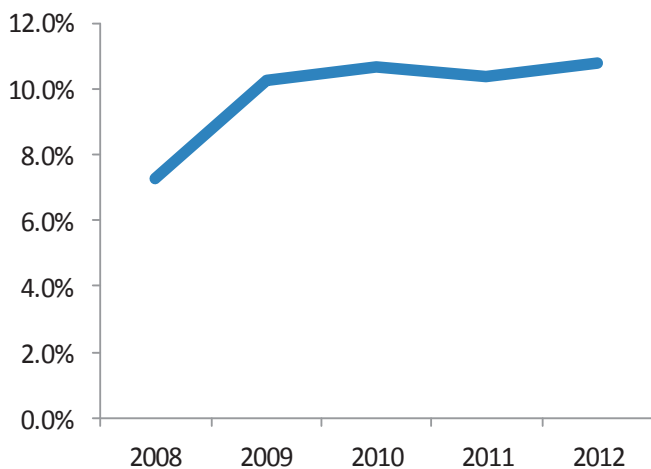
54% of renters spend more than 1/3 of their income on housing

27% of homeowners spend more than 1/3 of their income on housing



Source: American Community Survey 2007-2011.

Unemployment in Rochester has risen from 7.3% in 2008 to 10.8% in 2012.



Source: New York State Department of Labor.

	Fair Market Rent (2010)	Annual Income Needed to Afford FMR
Zero-Bedroom	\$591	\$23,640
One-Bedroom	\$654	\$26,160
Two-Bedroom	\$799	\$31,960
Three-Bedroom	\$960	\$38,400
Four-Bedroom	\$1,016	\$40,640

Working at the minimum wage, a family in the Rochester region must have 2.1 full-time wage earners — or one full-time earner working 85 hours per week — to afford a two-bedroom apartment at fair market rent. **More than half (57%) of renters cannot afford a modest two-bedroom apartment.**

Source: "Out of Reach 2012," National Low Income Housing Coalition.