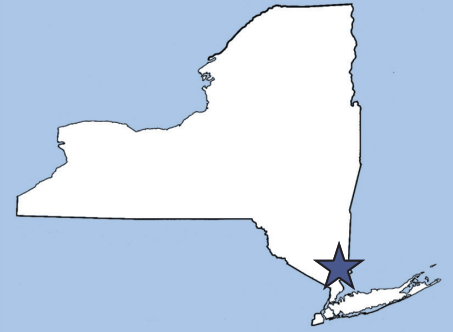
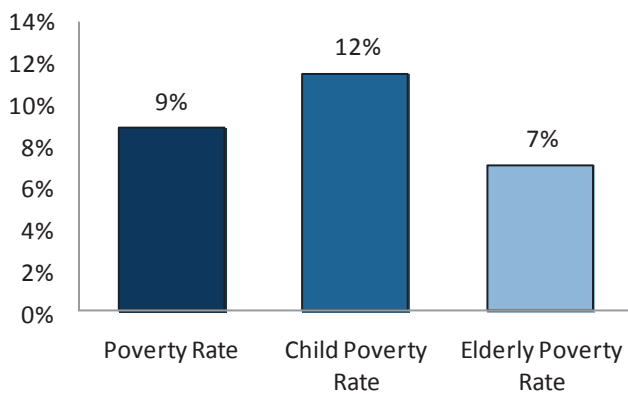


Community Dashboard WESTCHESTER



An index of community and economic health

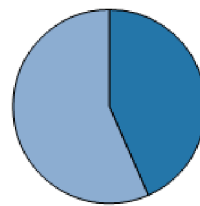
The **median annual income** in Westchester County is \$80,725. 9% of Westchester County residents live in poverty.



Source: American Community Survey 2007-2011.

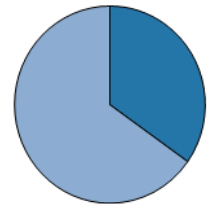
% of Renters	37.9%
% of Homeowners	62.1%

Vacancy Rate	6.4%
--------------	------



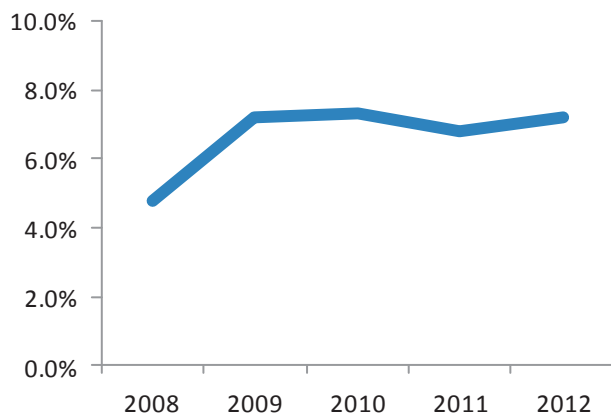
45% of renters spend more than 1/3 of their income on housing

35% of homeowners spend more than 1/3 of their income on housing



Source: American Community Survey 2007-2011.

Unemployment in Westchester County has risen from 4.8% in 2008 to 7.2% in 2012.



Source: New York State Department of Labor.

	Fair Market Rent	Annual Income Needed to Afford FMR
Zero-Bedroom	\$1,139	\$45,560
One-Bedroom	\$1,359	\$54,360
Two-Bedroom	\$1,580	\$63,200
Three-Bedroom	\$1,905	\$76,200
Four-Bedroom	\$2,349	\$93,960

Working at the minimum wage, a family in Westchester County must have 4.2 full-time wage earners — or one full-time earner working 168 hours per week — to afford a two-bedroom apartment at fair market rent. **Three-fifths (62%) of renters cannot afford a modest two-bedroom apartment.**

Source: "Out of Reach 2012," National Low Income Housing Coalition.