

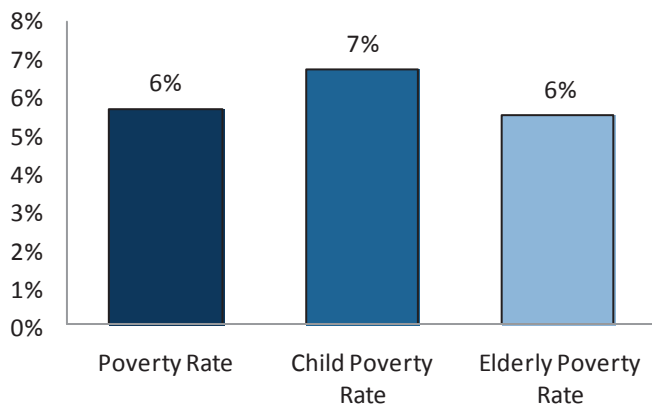
# Community Dashboard

## SUFFOLK COUNTY



*An index of community and economic health*

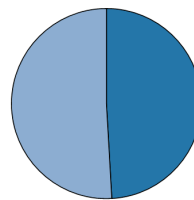
The **median annual income** in Suffolk County is \$87,187. 6% of Suffolk County residents live in poverty.



Source: American Community Survey 2007-2011.

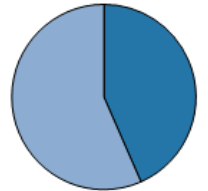
% of Renters	19.2%
% of Homeowners	80.8%

Vacancy Rate	12.5%
--------------	-------



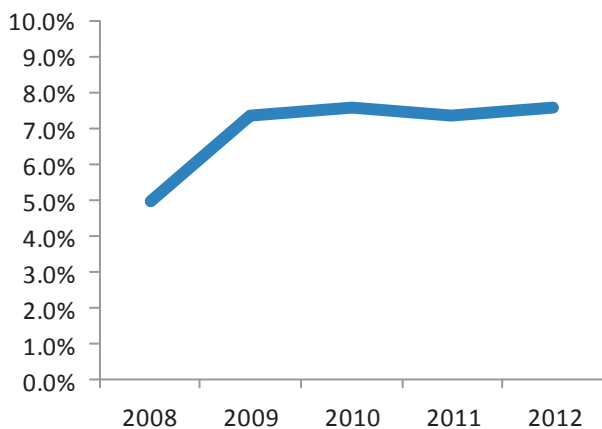
50% of renters spend more than 1/3 of their income on housing

41% of homeowners spend more than 1/3 of their income on housing



Source: American Community Survey 2007-2011.

**Unemployment** in Suffolk County has risen from 5.0% in 2008 to 7.6% in 2012.



Source: New York State Department of Labor.

	Fair Market Rent (2010)	Annual Income Needed to Afford FMR
Zero-Bedroom	\$1,218	\$48,720
One-Bedroom	\$1,407	\$56,280
Two-Bedroom	\$1,661	\$66,440
Three-Bedroom	\$2,204	\$88,160
Four-Bedroom	\$2,402	\$96,080

Working at the minimum wage, a family in Suffolk County must have 4.5 full-time wage earners — or one full-time earner working 178 hours per week — to afford a two-bedroom apartment at fair market rent. **Three-fifths (62%) of renters cannot afford a modest two-bedroom apartment.**

Source: "Out of Reach 2012," National Low Income Housing Coalition.