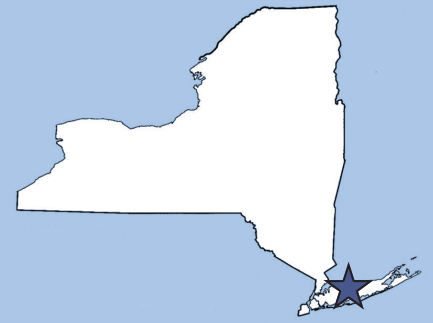


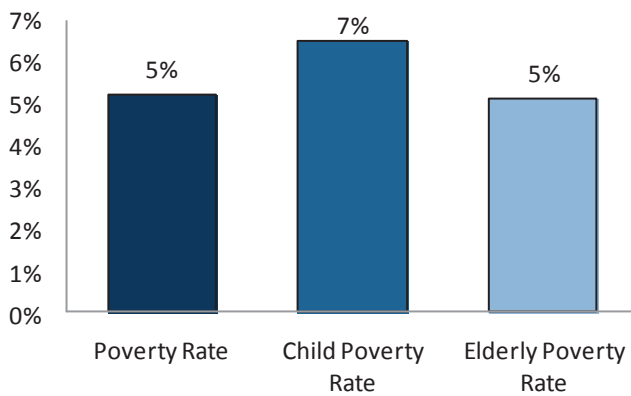
Community Dashboard

NASSAU COUNTY



An index of community and economic health

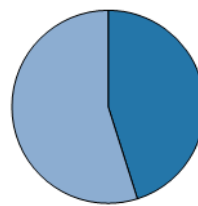
The **median annual income** in Nassau County is \$95,823. 5% of Nassau County residents live in poverty.



Source: American Community Survey 2007-2011.

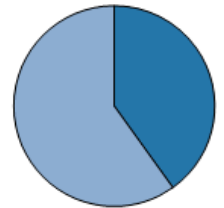
% of Renters	18.2%
% of Homeowners	81.8%

Vacancy Rate	5.2%
--------------	------



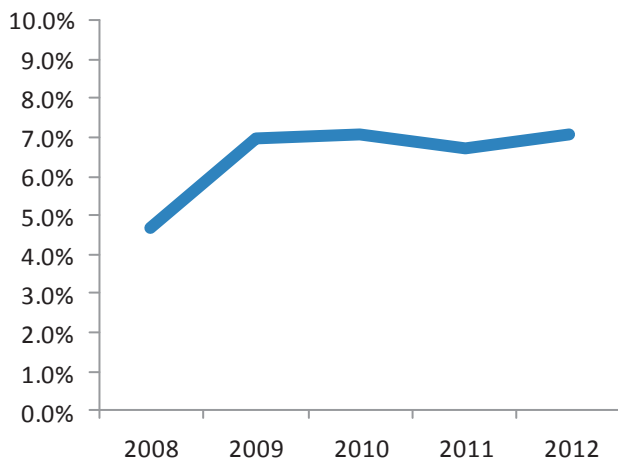
46% of renters spend more than 1/3 of their income on housing

40% of homeowners spend more than 1/3 of their income on housing



Source: American Community Survey 2007-2011.

Unemployment in Nassau County has risen from 4.7% in 2008 to 7.1% in 2012.



Source: New York State Department of Labor.

	Fair Market Rent	Annual Income Needed to Afford FMR
Zero-Bedroom	\$1,233	\$49,320
One-Bedroom	\$1,425	\$57,000
Two-Bedroom	\$1,682	\$67,280
Three-Bedroom	\$2,232	\$89,280
Four-Bedroom	\$2,432	\$97,280

Working at the minimum wage, a family in Nassau County must have 4.5 full-time wage earners — or one full-time earner working 178 hours per week — to afford a two-bedroom apartment at fair market rent. **Over half (61%) of renters cannot afford a modest two-bedroom apartment.**

Source: "Out of Reach 2012," National Low Income Housing Coalition.