

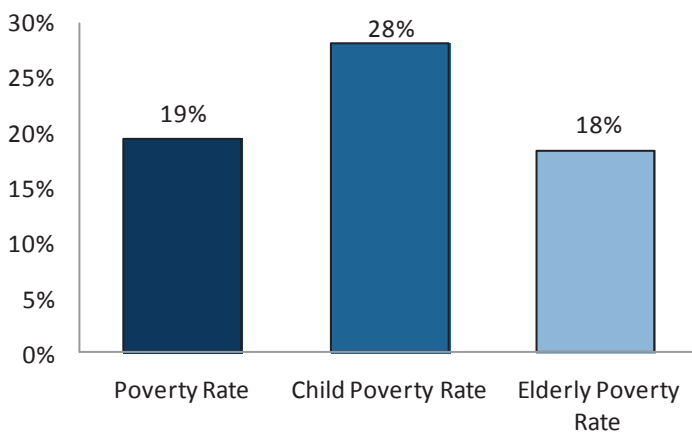
Community Dashboard

NEW YORK CITY



An index of community and economic health

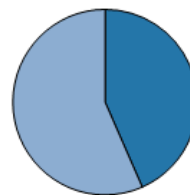
The **median annual income** in New York City is \$51,270. 19% of New York City residents live in poverty.



Source: American Community Survey 2007-2011.

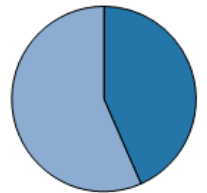
% of Renters	67.4%
% of Homeowners	32.6%

Vacancy Rate	9.1%
--------------	------



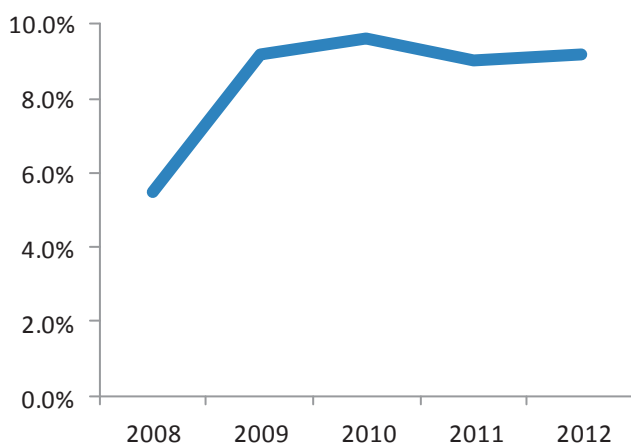
43% of renters spend more than 1/3 of their income on housing

43% of homeowners spend more than 1/3 of their income on housing



Source: American Community Survey 2007-2011.

Unemployment in New York City has risen from 5.5% in 2008 to 9.2% in 2012.



Source: New York State Department of Labor.

	Fair Market Rent	Annual Income Needed to Afford FMR
Zero-Bedroom	\$1,183	\$47,320
One-Bedroom	\$1,280	\$51,200
Two-Bedroom	\$1,424	\$56,960
Three-Bedroom	\$1,752	\$70,080
Four-Bedroom	\$1,970	\$78,800

Working at the minimum wage, a family in the New York City region must have 3.8 full-time wage earners — or one full-time earner working 151 hours per week — to afford a two-bedroom apartment at fair market rent. **Three-fifths (62%) of renters cannot afford a modest two-bedroom apartment.**

Source: "Out of Reach 2012," National Low Income Housing Coalition.